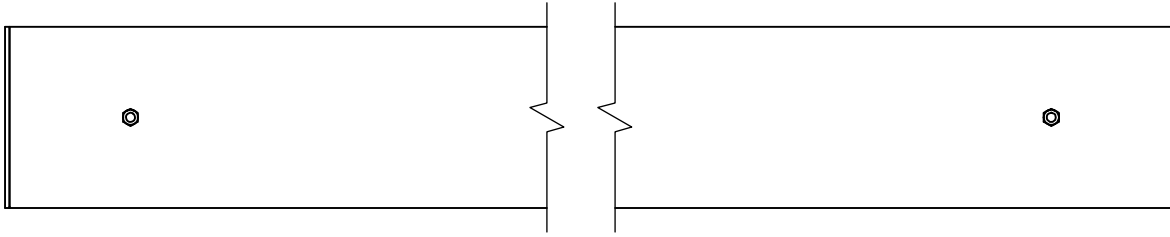
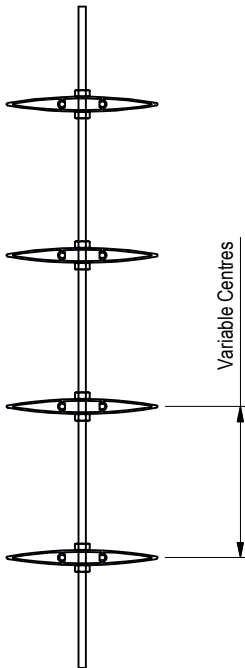


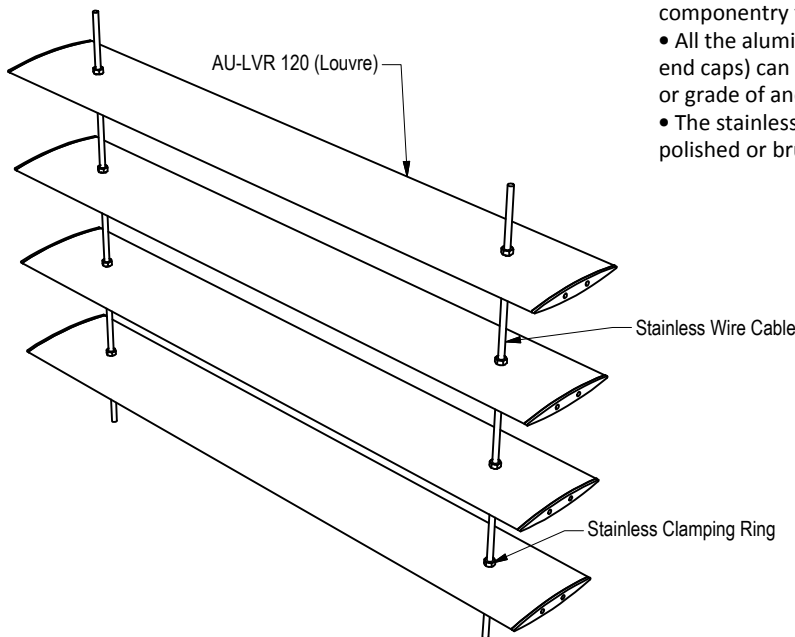
# AURAE TECHNICAL DATA SHEET



**PLAN VIEW**



**SECTIONED VIEW**



**Pictorial**

**Configuration and layout:**

- The louvre blades can be set at any centres.
- No tilt can be set to the blades with this system - blades must be set horizontally.
- Once installed, the louvre blades are fixed in position and cannot be altered.

**Assembly and Installation:**

- The louvre blades are drilled and threaded on to the stainless cable prior to the fitting of the tensioning fork to the end of the cable.
- Once the stainless cables are fitted to the support structure and tensioned correctly, the louvres are positioned and locked in place with clamping rings on either side of the blade.

**Structural Requirements:**

- Cables and supports are required at centres appropriate to the wind loading on the louvre blade. See Span Data Table for spans relative to wind zones.
- The stainless cables must be tensioned to a degree that prevents any flex under wind load on the louvre blades. This tension must be calculated on a project specific basis, and the support structure must be engineered to withstand the loading applied.

**Componentry and Finishes:**

- Aurae recommends the use of Ronstan stainless steel cable and components. Technical literature can be obtained from [www.ronstanrigging.com](http://www.ronstanrigging.com)
- Contact Aurae for advice on the correct cable componentry to use on each specific project.
- All the aluminium components (the louvre blade and end caps) can be finished with any exterior powder coat or grade of anodising.
- The stainless components are typically supplied in a polished or brushed stainless finish.

**Not sure if this is the correct fixing detail for your project? Contact Aurae to discuss your requirements - we will be able to recommend the most suitable fixing methods for your specific scenario.**

**AURORA™ 120  
CABLE MOUNTED**

© 2018 All rights reserved  
Aurae Ltd  
Ph: +64 9 218 8690  
E: [sales@aurae.co.nz](mailto:sales@aurae.co.nz)  
[www.aurae.co.nz](http://www.aurae.co.nz)



Scale: N.T.S.  
Date: 7/03/2014

AU-LVR 120 CM Ver. 1